



### District Report Card: 2017


<b>State:</b> Bihar	<b>District:</b> Vaishali
<b>Class:</b> 8	<b>Subject:</b> Language
<b>Schools:</b> 51	<b>Students:</b> 1259


### Participation/Coverage


#### Students

<div>GENDER</div> <div></div>	Boys		Girls	
	Number	%	Number	%
	631	50.12	628	49.88

<div>AREA</div> <div></div>	Rural		Urban	
	Number	%	Number	%
	1182	93.88	77	6.12

<div>CATEGORY</div> <div></div>	SC		ST		OBC		GEN	
	Number	%	Number	%	Number	%	Number	%
	308	24.46	16	1.27	831	66.00	104	8.26

<div>CWSN</div> <div></div>	LD	VI	HI	S&LD	ID	Oth
	0	1	0	1	1	0

<div>Management</div> <div></div>	Government		Government-aided	
	Number	%	Number	%
	1246	98.97	13	1.03

### Average Performance of Students in Language (%)

Overall	Gender		Area		Management		Social Group			
	Male	Female	Rural	Urban	Govt.	Aided	SC	ST	OBC	GEN
54.22	56.32	52.10	53.76	61.30	54.30	46.15	49.78	60.83	55.22	58.33

### Performance on Learning Outcomes (LOs)

Learning Outcomes	Description	Average Performance(%)
L813	Read textual/non-textual materials with comprehension and identifies the details, characters, main idea and sequence of ideas and events while reading	54.22

Range of Performance of Students who Answered Correctly							
Below 30%		30% - 50%		50% - 75%		Above 75%	
Number	%	Number	%	Number	%	Number	%
204	16.20	317	25.18	512	40.67	226	17.95

### Lowest Performing Learning Outcomes (LOs)

1 - Read textual/non-textual materials with comprehension and identifies the details, characters, main idea and sequence of ideas and events while reading (54.22)